



# SHOTGUN SHOOTING

## Merit Badge Requirements

1) Do the following:

- A) Explain why BB and pellet air guns must always be treated with the same respect as firearms.
- B) Describe how you would react if a friend visiting your home asked to see your or your family's firearm(s).
- C) Explain the need, use, and types of eye and ear protection.
- D) Give the main points of the laws for owning and using guns in your community and state.
- E) Explain how hunting is related to the wise use of renewable wildlife resources.
- F) Explain the main points of hunting laws in your state and give any special laws on the use of guns or ammunition.
- G) List the kinds of wildlife that can be legally hunted in your state.
- H) Identify and explain the shotgun sports shot in the Olympic Games. Identify places in your community where you could shoot these sports.
- I) List the sources that you could contact for information on firearms and their use.

2) Do ONE of the following options

**OPTION A - Shotgun Shooting (Modern Cartridge Type)**

- A) Identify the principal parts of a shotgun, action types, and how they function.
- B) Identify the rules for safe gun handling.
- C) Demonstrate how to handle shotguns in a safe manner.
- D) Identify the parts of a shotgun shell and their functions.
- E) Identify the various gauges of shotguns. Explain which one you would pick for use and why.
- F) Identify and demonstrate the five fundamentals of shooting a shotgun.
- G) Identify and explain each rule for shooting a shotgun safely.
- H) Demonstrate the knowledge, skill, and attitude necessary to safely shoot moving targets, using the fundamentals of shotgun shooting.
- I) Identify the materials needed to clean a shotgun.
- J) Demonstrate how to clean a shotgun safely.
- K) Discuss what points you would consider in selecting a shotgun.
- L) Shooting score required - Hit at least 24 (48%) out of 50 targets (two 25-target rounds). The two rounds do not need to be shot in consecutive order.

*Shooting Skill Rules:*

*Targets may be thrown by a hand trap, manual mechanical, or on any trap or skeet field. Note: If using a hand trap or manual mechanical trap, the trap operator should be at least 5 feet to the right and 3 feet to the rear of the shooter. If throwing left-handed with a hand trap, this should be reversed.*

*All Targets should be thrown at a reasonable speed and in the same direction.*

*Targets should be generally thrown so as to climb in the air after leaving the trap.*

*Scores may be fired at any time, either in formal competition or in practice.*

*Any gauge shotgun not exceeding 12 gauge may be used.*

*Any ammunition, either factory or hand loaded, may be used.*

*Shooters must shoot in rounds of 25. Rounds need not be shot continuously or on the same day (the term "round" refers to a single series of 25 shots).*

**OPTION B - Muzzle-Loading Shotgun Shooting**

If you wish to complete this option refer to the Shotgun Shooting merit badge manual and discuss requirements with your merit badge counselor.

**Requirement 1**

A) Why should BB and pellet air guns be treated with the same respect as firearms? \_\_\_\_\_

---

---

---

B) How would you react if a friend visiting your home asked to see your or your family's firearm(s)? \_\_\_\_\_

---

---

---

C) Explain the need, use, and types of eye and ear protection: \_\_\_\_\_

---

---

---

D) Give the main points of the laws for owning and using guns in your community and state: \_\_\_\_\_

---

---

---

E) Explain how hunting is related to the wise use of renewable wildlife resources: \_\_\_\_\_

---

---

---

F) Explain the main points of hunting laws in your state and give any special laws on the use of guns or ammunition: \_\_\_\_\_

---

---

---

G) List the kinds of wildlife that can be legally hunted in your state: \_\_\_\_\_

---

---

---

H) Identify and explain the shotgun sports shot at the Olympic Games. Identify places in your community where you could shoot these sports: \_\_\_\_\_

---

---

---

I) List the sources that you could contact for information on firearms and their use: \_\_\_\_\_

---

---


---

## Requirement 2

You have been given two options for this requirement. Select and complete one of them.

If you selected *Option A - Shotgun Shooting (Modern Cartridge Type)*:

On the following diagram, identify the principal parts of a shotgun:




List the "action types" of rifles and also describe how each type works:



Type: \_\_\_\_\_

Description: \_\_\_\_\_


\_\_\_\_\_  
\_\_\_\_\_



Type: \_\_\_\_\_

Description: \_\_\_\_\_


\_\_\_\_\_  
\_\_\_\_\_



Type: \_\_\_\_\_

Description: \_\_\_\_\_

\_\_\_\_\_  
\_\_\_\_\_



Type: \_\_\_\_\_

Description: \_\_\_\_\_

\_\_\_\_\_  
\_\_\_\_\_

Identify and demonstrate the three rules for handling a shotgun safely.

Rule 1: \_\_\_\_\_  
 \_\_\_\_\_

Demonstrated: \_\_\_\_\_

Rule 2: \_\_\_\_\_  
 \_\_\_\_\_

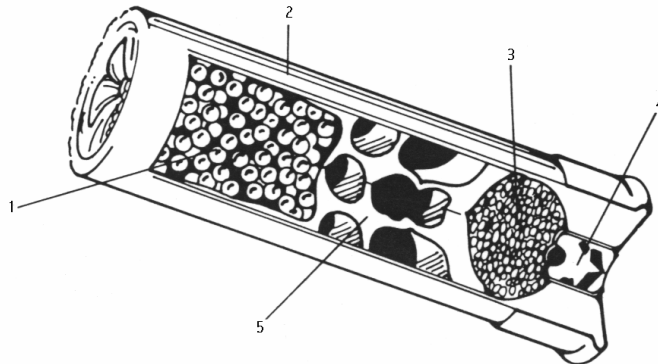
Demonstrated: \_\_\_\_\_

Rule 3: \_\_\_\_\_  
 \_\_\_\_\_

Demonstrated: \_\_\_\_\_

\_\_\_ Demonstrate to your merit badge counselor that you know how to handle shotguns in a safe manner. Give a brief summary of how you demonstrated this to your counselor: \_\_\_\_\_  
 \_\_\_\_\_  
 \_\_\_\_\_

On the diagram below, identify the parts of a shotgun shell and their functions.



1) Name: \_\_\_\_\_ Function: \_\_\_\_\_

2) Name: \_\_\_\_\_ Function: \_\_\_\_\_

3) Name: \_\_\_\_\_ Function: \_\_\_\_\_

4) Name: \_\_\_\_\_ Function: \_\_\_\_\_

5) Name: \_\_\_\_\_ Function: \_\_\_\_\_

Identify the various gauges of shotguns. Explain which one you would pick for use and why.

Gauge: \_\_\_\_\_ Why would you use this gauge? \_\_\_\_\_

Gauge: \_\_\_\_\_ Why would you use this gauge? \_\_\_\_\_

Gauge: \_\_\_\_\_ Why would you use this gauge? \_\_\_\_\_

Gauge: \_\_\_\_\_ Why would you use this gauge? \_\_\_\_\_

Gauge: \_\_\_\_\_ Why would you use this gauge? \_\_\_\_\_

Scout Name: \_\_\_\_\_ Unit #: \_\_\_\_\_ Date: \_\_\_\_\_

Identify and demonstrate the five fundamentals of shooting a shotgun.

1-Fundamental: \_\_\_\_\_

Demonstrated: \_\_\_\_\_

2-Fundamental: \_\_\_\_\_

Demonstrated: \_\_\_\_\_

3-Fundamental: \_\_\_\_\_

Demonstrated: \_\_\_\_\_

4-Fundamental: \_\_\_\_\_

Demonstrated: \_\_\_\_\_

5-Fundamental: \_\_\_\_\_

Demonstrated: \_\_\_\_\_

Identify and explain each rule for shooting a shotgun safely.

Rule 1: \_\_\_\_\_

Rule 2: \_\_\_\_\_

Rule 3: \_\_\_\_\_

Rule 4: \_\_\_\_\_

Rule 5: \_\_\_\_\_

Rule 6: \_\_\_\_\_

Rule 7: \_\_\_\_\_

\_\_ Explain each rule to your merit badge counselor:

Demonstrate the knowledge, skill, and attitude necessary to safely shoot moving targets, using the five fundamentals of shotgun shooting.

Give a brief summary of how you demonstrated the above to your merit badge counselor: \_\_\_\_\_

\_\_\_\_\_  
\_\_\_\_\_  
\_\_\_\_\_

List the materials needed to clean a shotgun:

1: \_\_\_\_\_ 2: \_\_\_\_\_ 3: \_\_\_\_\_

4: \_\_\_\_\_ 5: \_\_\_\_\_ 6: \_\_\_\_\_

\_\_ Demonstrate to your merit badge counselor how to clean a shotgun safely.

